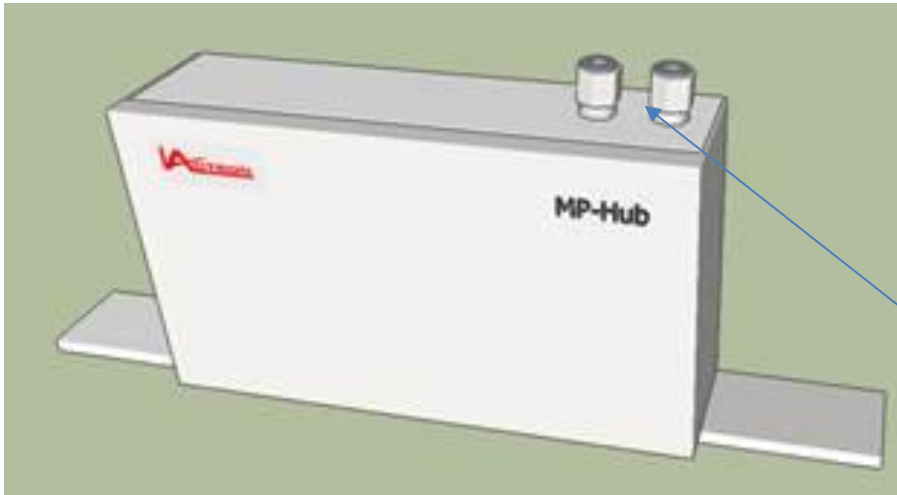


MP-Hub

Connected to the communication bus (CAN bus) performs the connection between MP-Hub and the MP-Sens boards The Hub can connect maximum 120 MP –Sens units (parking slots).

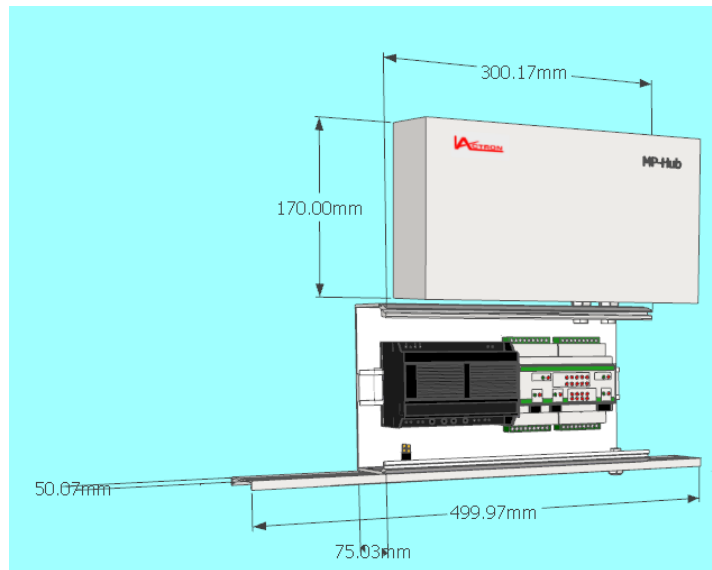



The MP-Hub connects via TCP/IP (Ethernet) to the MP-MasterHub.
Connections to the hubs are as in the picture below.

Power supplies up to 25 parking slots. If more than 25 parking slots one or more MP-PS has to be added.

Connections for TCP/IP and power

To be snapped on the trunking.



Supplies for parking slots 3 A 24 VDC
Power Supply 100 - 240 V AC
IP22
Part no. MP-Hub

MP-Hub/ IO

Hub trunk mounted with IO

- 10 24 VDC inputs
- 6 Relay Outputs
- 4 Analog 8 In
- 2 Analog Out
- IP22

Part no. MP-Hub/IO

